

**St. Thomas College of Engineering and Technology**  
Kozhuvalloor P.O, Chengannur, Alappuzha

Balance Sheet as at 31st March 2017  
(All amounts are in Indian Rupees, unless otherwise stated)

Particulars	Sch. No.	As at 31st March 2017	As at 31st March 2016
<b>CAPITAL AND LIABILITIES</b>			
<b>Capital Account</b>		7,03,22,628	7,03,22,628
<b>Reserves and Surplus</b>	1	3,62,14,147	3,76,55,474
<b>Non Current Liabilities</b>			
Long Term Borrowings	2	2,09,36,288	3,37,20,044
<b>Current Liabilities</b>			
Short Term Borrowings	3	2,79,40,679	1,66,34,684
Expense Payables	4	42,23,320	55,18,529
Other Current Liabilities	5	1,77,52,876	2,01,95,732
<b>Total</b>		<b>17,73,89,938</b>	<b>18,40,47,091</b>
<b>ASSETS</b>			
<b>Non-Current Assets</b>			
<b>Fixed Assets</b>			
Tangible Assets	6	13,76,32,471	15,24,79,568
Capital Work - in - Progress	6	2,37,998	-
Long Term Loans and Advances	7	53,83,670	71,11,813
<b>Current Assets</b>			
Revenue Receivables	8	53,40,372	34,29,960
Cash and Cash Equivalents	9	66,42,846	9,41,231
Short Term Loans and Advances	10	58,800	62,150
Inter-Branch Balances	11	2,13,39,570	1,99,14,570
Other Current Assets	12	7,54,211	1,07,799
<b>Total</b>		<b>17,73,89,938</b>	<b>18,40,47,091</b>

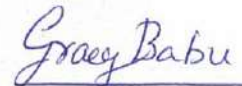
As per our report of even date attached

For SJS & Co  
Chartered Accountants  
Firm Reg No. 011179S



Jose George  
Partner  
Membership No.0205500


Dated 30th September 2017

Gracy Babu  
Chairperson



Jose Thomas  
Secretary



Jacob Thomas  
Treasurer

**St. Thomas College of Engineering & Technology**  
Kozhuvalloor P.O, Chengannur, Alappuzha

**Statement of Income and Expenditure for the year ended 31st March 2017**  
(All amounts are in Indian Rupees, unless otherwise stated)

Particulars	Sch. No.	For the year ended 31st March 2017	For the year ended 31st March 2016
<b>Revenue</b>			
Income From Operations	13	67,364,318	72,797,976
Indirect Income	14	1,274,208	1,614,607
<b>Total Revenue</b>		<b>68,638,526</b>	<b>74,412,583</b>
<b>Expenses</b>			
Employee Benefit Expenses	15	26,746,664	25,875,967
Finance Cost	16	7,008,716	5,518,257
Depreciation	6	15,506,806	17,701,328
Other Expenses	17	20,817,667	21,953,741
<b>Total Expenses</b>		<b>70,079,853</b>	<b>71,049,293</b>
<b>Surplus / (Deficit) before Tax</b>		<b>(1,441,327)</b>	<b>3,363,290</b>
<b>Tax Expenses</b>			
Current tax		-	-
<b>Surplus / (Deficit)</b>		<b>(1,441,327)</b>	<b>3,363,290</b>

As per our report of even date attached

For SJS & Co  
Chartered Accountants  
Firm Reg No. 011179S



Jose George  
Partner  
Membership No.0205500

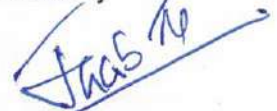
Dated 30th September 2017




Gracy Babu  
Chairperson



Jose Thomas  
Secretary



Jacob Thomas  
Treasurer